



**GUJARAT FLUOROCHEMICALS
LIMITED**

QUARTERLY INVESTOR UPDATE
Q3FY20

DISCLAIMER



This presentation and the following discussion may contain “forward looking statements” by Gujarat Fluorochemicals Limited (“GFCL” or “the Company”) that are not historical in nature. These forward looking statements, which may include statements relating to future state of affairs, results of operations, financial condition, business prospects, plans and objectives, are based on the current beliefs, assumptions, expectations, estimates, and projections of the management of GFL about the business, industry and markets in which GFCL operates.

These statements are not guarantees of future performance, and are subject to known and unknown risks, uncertainties, and other factors, some of which are beyond GFCL’s control and difficult to predict, that could cause actual results, performance or achievements to differ materially from those in the forward looking statements.

Such statements are not, and should not be construed, as a representation as to future performance or achievements of GFCL. In particular, such statements should not be regarded as a projection of future performance of GFCL. It should be noted that the actual performance or achievements of GFL may vary significantly from such statements.

In the presentation, we have provided, in order to enable a meaningful comparison , figures for the chemical business for Q3FY19, as culled out from the consolidated results of the then Gujarat Fluorochemicals Limited (now GFL Limited)

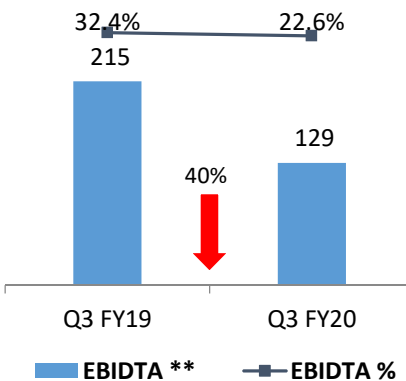
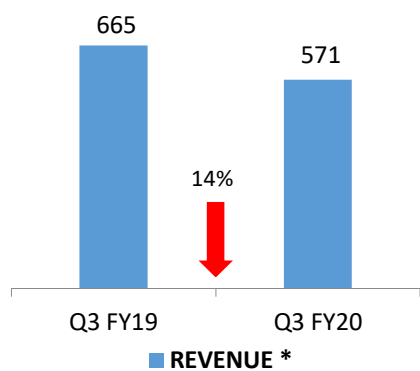
- Consolidated Results
- Consolidated Revenue Breakup
- Breakup of VAP Sales
- Breakup of Other Revenues
- Shareholding Structure



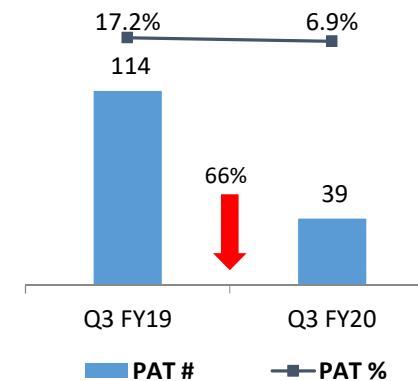
CONSOLIDATED RESULTS



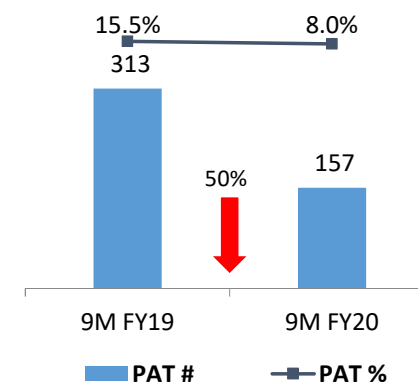
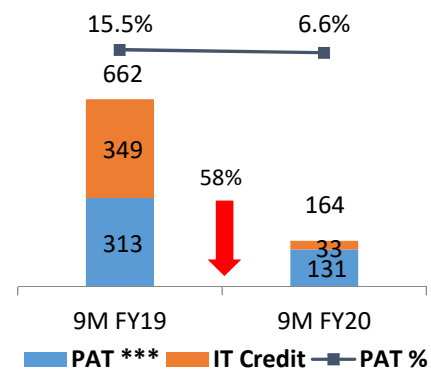
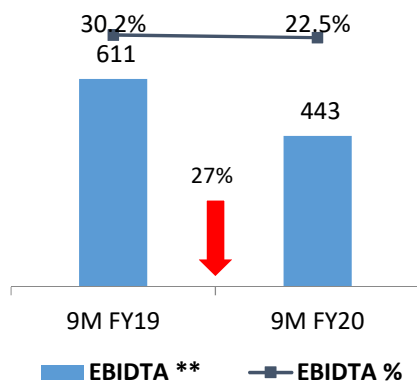
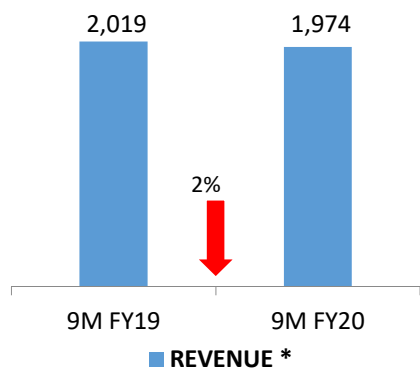
Q3 FY20 YoY ANALYSIS



In Rs. Cr



9M FY20 YoY ANALYSIS



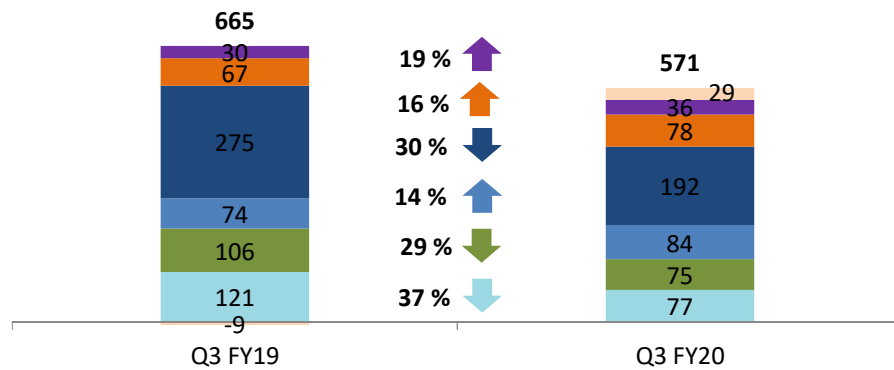
Note: * Revenue from Operations, ** EBITDA excluding Other Income, *** PAT including IT Credit of earlier year, # PAT excludes IT Credit of earlier year and exceptional item

CONSOLIDATED REVENUE BREAKUP



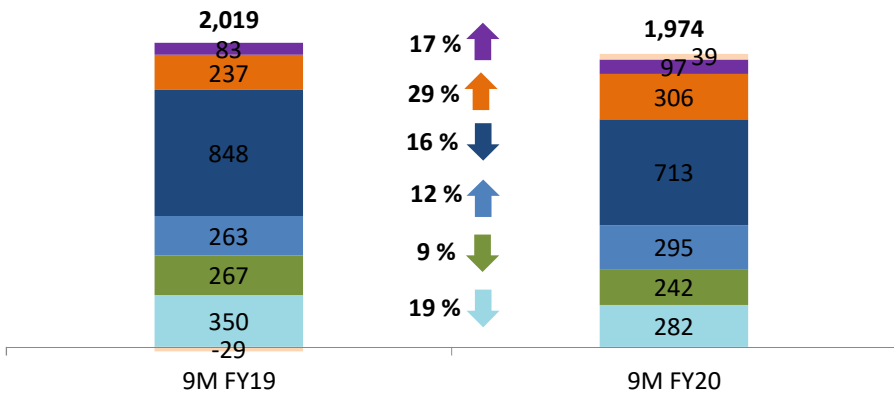
Q3 FY20 YoY ANALYSIS - REVENUE BREAKUP

In Rs. Cr



% Share	Q3 FY19	Q3 FY20
Caustic Soda	18.3%	13.5%
Chloromethanes	15.9%	13.2%
Refrigerant Gases	11.1%	14.7%
Poly Tetrafluoroethylene	41.4%	33.6%
Value Added Products	10.1%	13.7%
Others	4.6%	6.3%
Contra on Consolidation	-1.4%	5.0%

9M FY20 YoY ANALYSIS - REVENUE BREAKUP



% Share	9M FY19	9M FY20
Caustic Soda	17.3%	14.3%
Chloromethanes	13.2%	12.3%
Refrigerant Gases	13.0%	15.0%
Poly Tetrafluoroethylene	42.0%	36.1%
Value Added Products	11.7%	15.5%
Others	4.1%	4.9%
Contra on Consolidation	-1.3%	2.0%

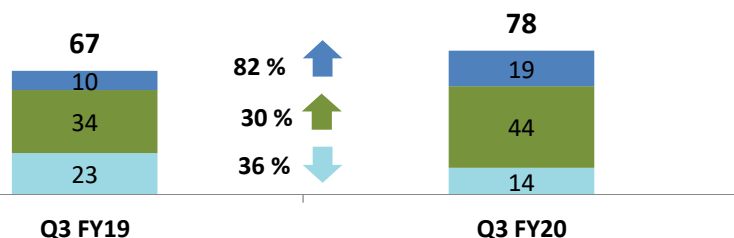
BREAKUP OF VAP SALES AND OTHER REVENUES



Q3 FY20 YoY ANALYSIS

In Rs. Cr

VAP SALES

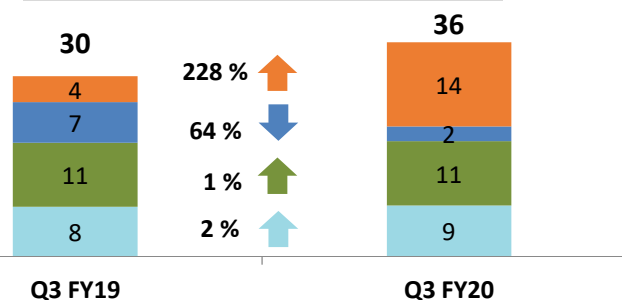


Q3 FY19

Q3 FY20

- New Refrigerants
- New Fluoropolymer & Fluoromonomers
- Specialty Fluorointermediates

OTHER REVENUE

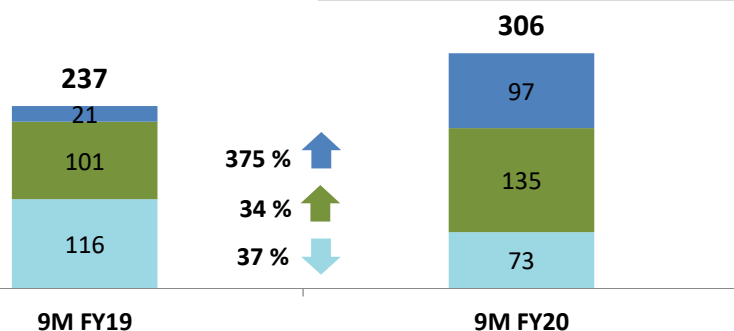


Q3 FY19

Q3 FY20

- Hydrogen Gas
- AHCL
- PTFE - Waste, Fines & Samples
- Others

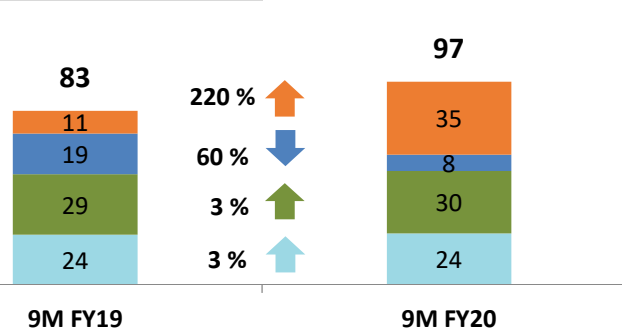
9M FY20 YoY ANALYSIS



9M FY19

9M FY20

- ↑ 82 %
- ↑ 30 %
- ↓ 36 %



9M FY19

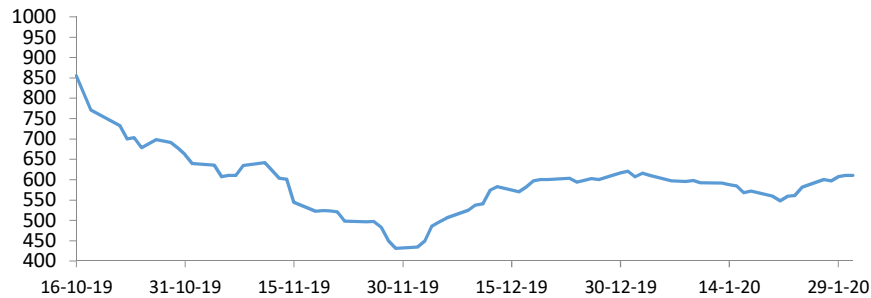
9M FY20

- ↑ 228 %
- ↓ 64 %
- ↑ 1 %
- ↑ 2 %

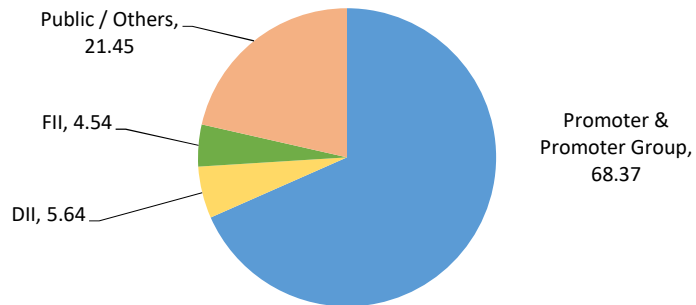
SHAREHOLDING STRUCTURE – GUJARAT FLUOROCHEMICALS LIMITED



Share Price Performance



% Shareholding – December 2019



Source: Company

Market Data

As on 31.01.2020 (BSE)

Market capitalization (Rs Cr)	6706.34
Price (Rs.)	610.5
No. of shares outstanding (Cr)	10.99
Face Value (Rs.)	1.0
52 week High-Low (Rs.)	900-405

Key Investors – December, 2019

% Holding

HDFC Mid Cap Opportunities Fund	2.40%	↑
HDFC Small Cap Fund	1.84%	↑
FIL Investments (Mauritius) Ltd	1.13%	↔
Aditya Birla Sun Life Trustee Private Limited A/c Aditya Birla Sun Life Midcap Fund	0.82%	↓
Aditya Birla Sun Life Trustee Private Limited A/c Aditya Birla Sun Life small cap Fund	0.50%	↑
Vanguard Emerging Markets Stock Index Fund, A Series Of Vanguard International Equity Index Funds	0.35%	↓
Dimensional Emerging Markets Value Fund	0.35%	↔
Vanguard Total International Stock Index Fund	0.28%	↓
India Opportunities Growth Fund Ltd - Pinewood Strategy	0.26%	↓
DFA Investment Dimensions Equity Portfolio	0.24%	↔

FOR FURTHER QUERIES:



Deepak Asher
Director and Group Head (Corporate Finance)
Email : deepakasher@gfl.co.in

Bhavin Desai
Company Secretary
Email : bvdesai@gfl.co.in